

# 211 Referrals and First Time Homeless

Homeless Services Consortium Membership Meeting

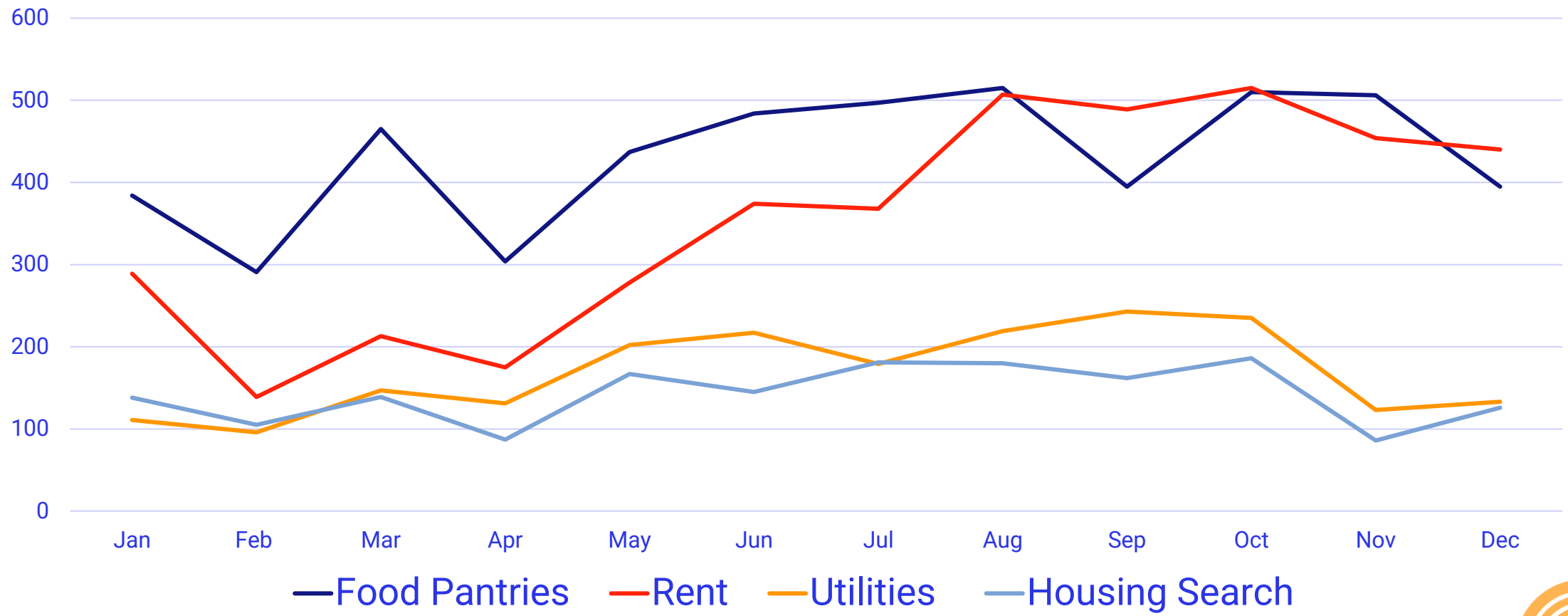
March 19, 2024

**What is the most requested  
resource when people call  
211?**



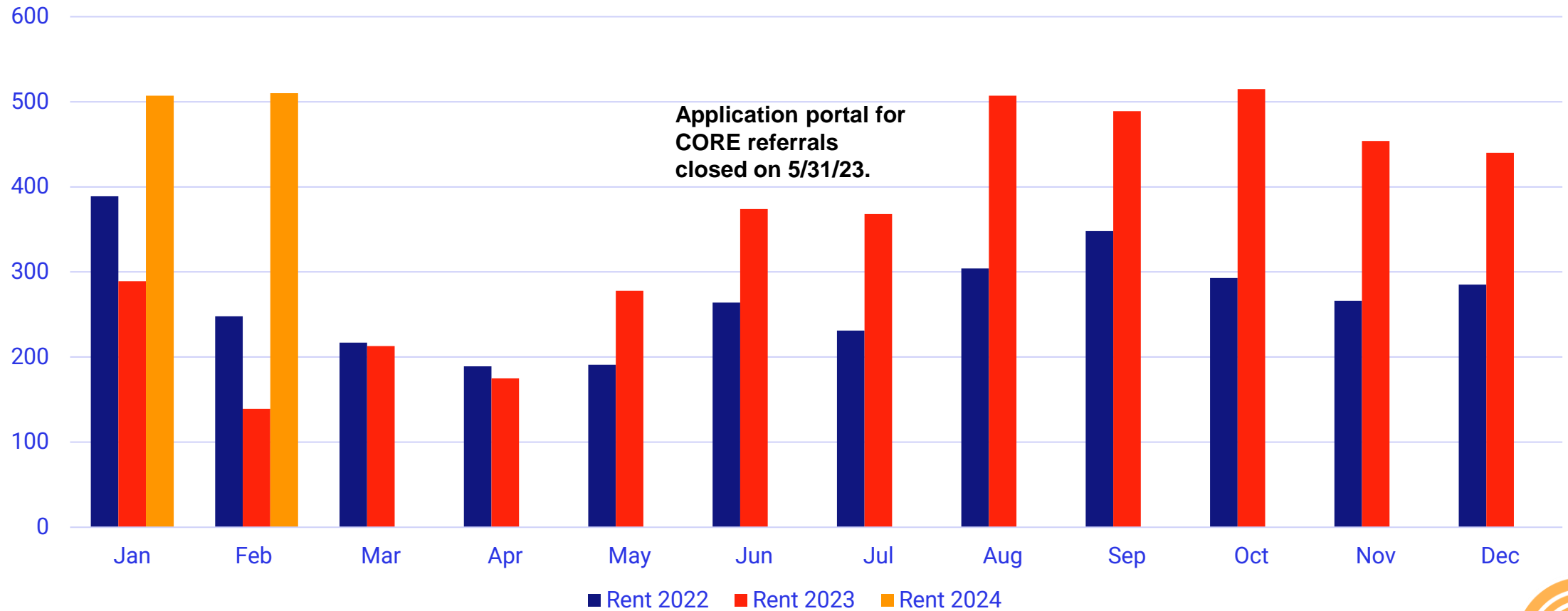
# Monthly Data 2023

## Top 4 Presenting Needs



# Comparing 2022 to 2023

## 2022 vs 2023 Rent Payment Assistance Referrals



# 211 Rent Referrals

- **Rent referrals are financial assistance programs that are given out to help residents with paying current or back owed rent.**
- **The main Dane County rent referral resources are to:**
  - Tenant Resource Center – Eviction Diversion & Defense Partnership (EDDP)
  - Porchlight – DIGS
  - Forward Service Corporation – Emergency Assistance (EA) Grant
  - WayForward Resources
  - Dane County Veterans Service Office



**Why are requests for rental assistance increasing?**

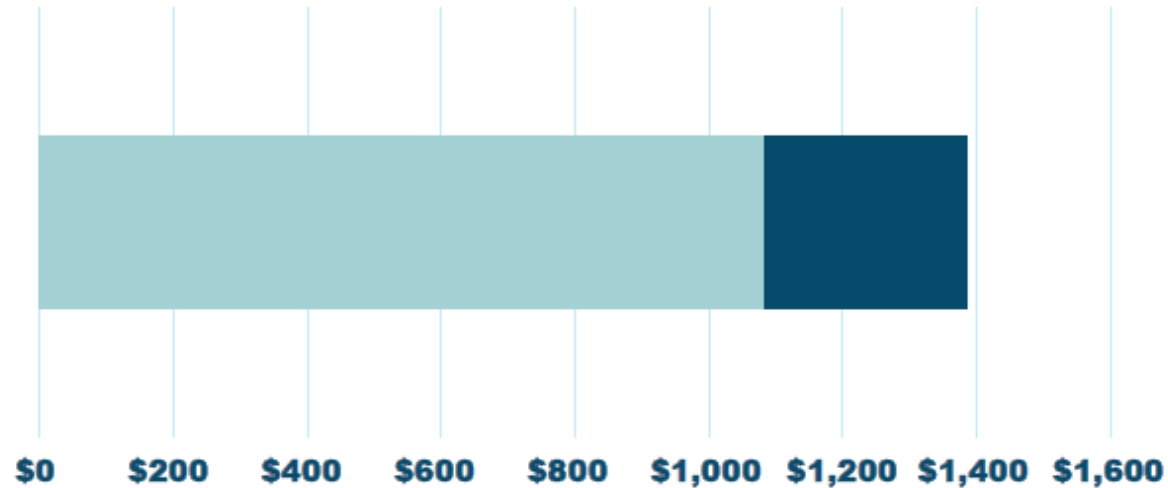


# Dane County Regional Housing Strategy

## RENT GROWTH 2010-2022

AVERAGE RENT IN DANE COUNTY HAS INCREASED BY 28% SINCE 2010

The average renter in **DANE COUNTY** is paying **\$300 more** per month in 2022 than in 2010.



Source: CoStar, SB Friedman  
HAC MEETING #4 | PAGE 81



81



# Dane County Regional Housing Strategy

## DANE COUNTY RENTS

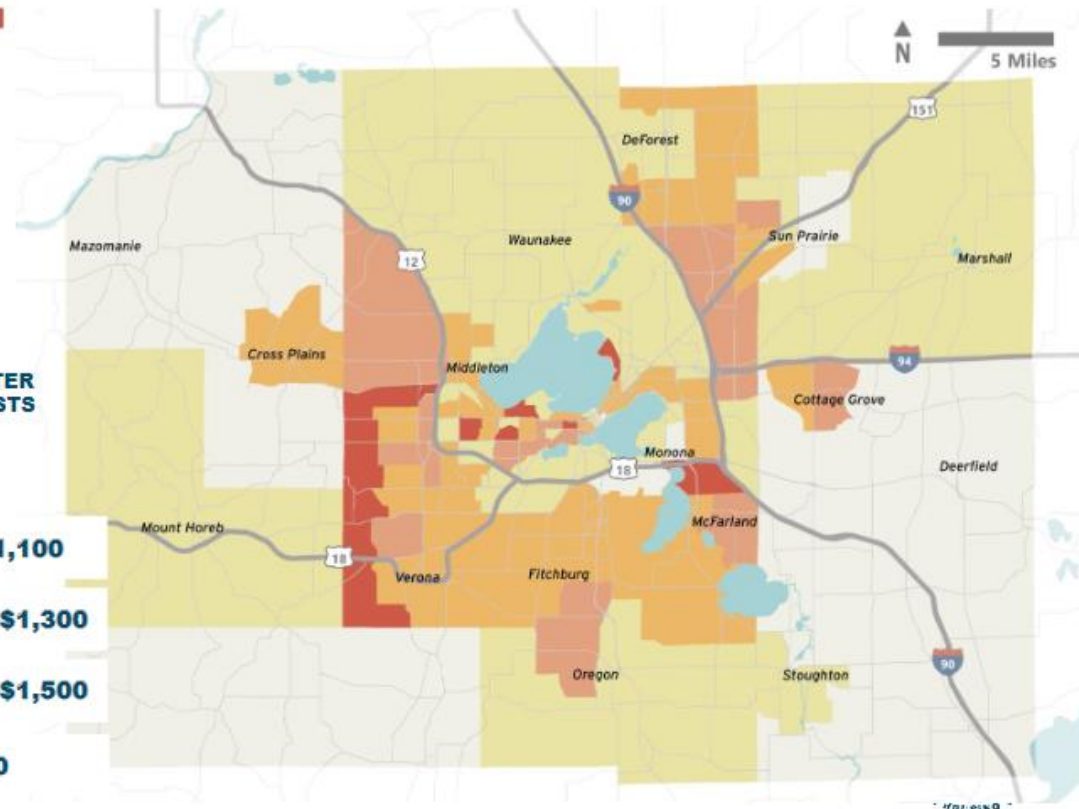

MADISON AND ADJACENT COMMUNITIES REPORT HIGHER MEDIAN RENTS

### MEDIAN CONTRACT RENT: 2016-2020 ESTIMATES

Shorewood Hills	\$1,730
Verona	\$1,170
Cottage Grove	\$1,170
Windsor	\$1,040
Madison	\$1,040
Sun Prairie	\$1,020
Cross Plains	\$1,000
Dane County	\$1,000
Brooklyn	\$990
Middleton	\$980
McFarland	\$980
Fitchburg	\$980
Waunakee	\$960
Monona	\$890
Maple Bluff	\$880
Oregon	\$860
Mount Horeb	\$860
DeForest	\$850
Stoughton	\$840
Village of Dane	\$820
Rockdale	\$770
Blue Mounds	\$770
Belleville	\$740
Deerfield	\$730
Cambridge	\$730
Mazomanie	\$710
Marshall	\$700
Edgerton	\$700
Black Earth	\$680

Source: US Census Bureau, SB Friedman  
HAC MEETING #4 | PAGE 80

### MEDIAN RENTER HOUSING COSTS BY TRACT









# Dane County Regional Housing Strategy

## HOUSING COSTS FOR NEWER\* RENTAL UNITS

HOUSEHOLDS NEED TO EARN OVER \$80,000 TO AFFORD A TYPICAL, NEWER TWO-BEDROOM UNIT

				
	STUDIO	1-BEDROOM	2-BEDROOM	3-BEDROOM
AVERAGE RENT FOR NEW CONSTRUCTION	<b>\$1,250</b>	<b>\$1,500</b>	<b>\$1,950</b>	<b>\$2,240</b>
MIN. INCOME FOR UNIT TO BE AFFORDABLE	<b>\$52K</b>	<b>\$64K</b>	<b>\$83K</b>	<b>\$101K</b>

\*Includes market-rate units built since 2010

Source: Costar, SB Friedman

HAC MEETING #4 | PAGE 85



# System Performance Measure 5: First Time Homeless

A key indicator of how well a CoC is preventing homeless occurrences for households who have no previous system engagement within 24 months of enrollment (new) and those who have had an enrollment within 24 months (not new).

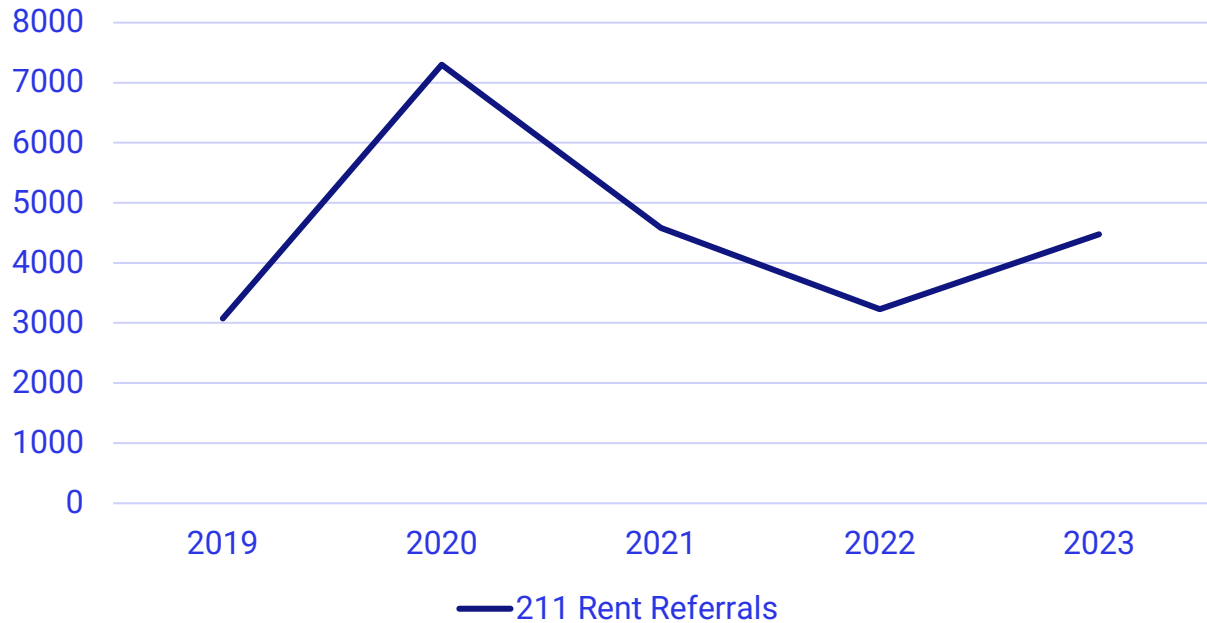
Includes data from  
Emergency Shelter, Safe  
Haven and Transitional  
Housing

May reveal opportunities for  
intervention or the success  
and reach of current  
interventions.

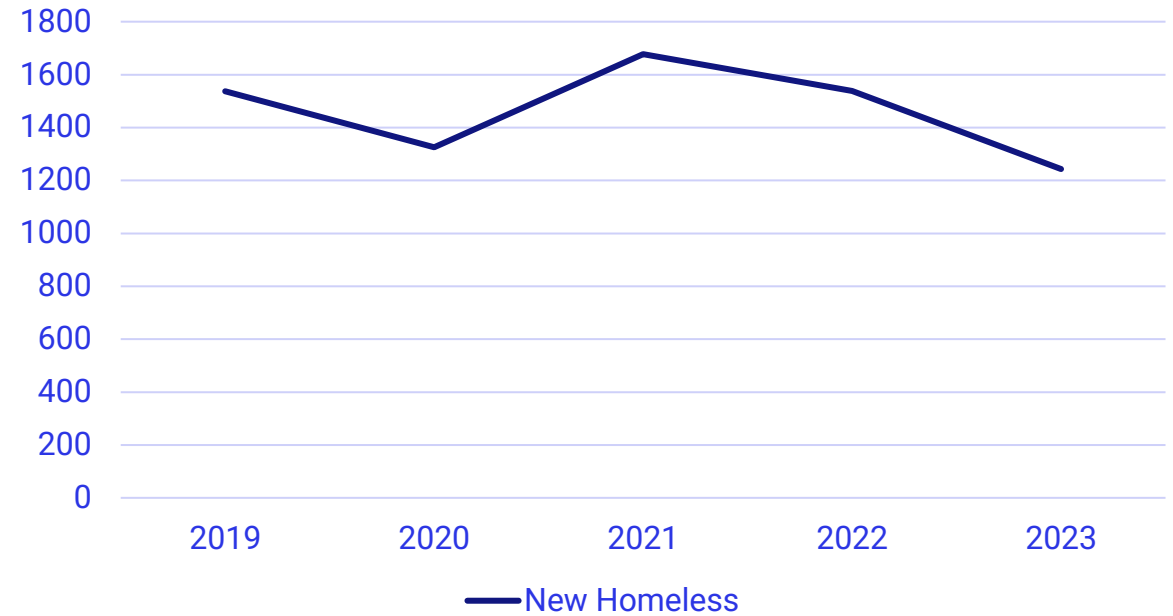


# Annual Housing Data

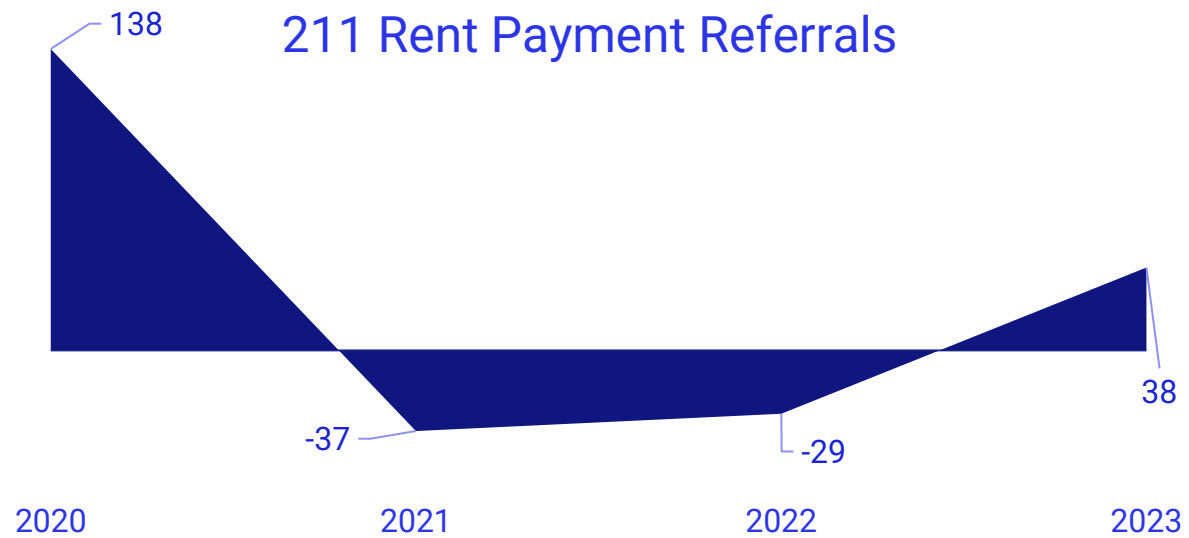
## 211 Rent Referrals



## First Time Homeless



# Percentage Change Year to Year



# Percentage Change Year to Year Staggered

